

4

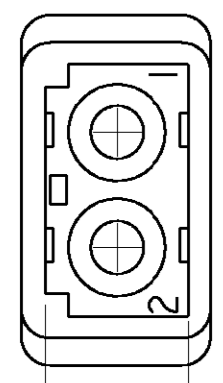
3

2

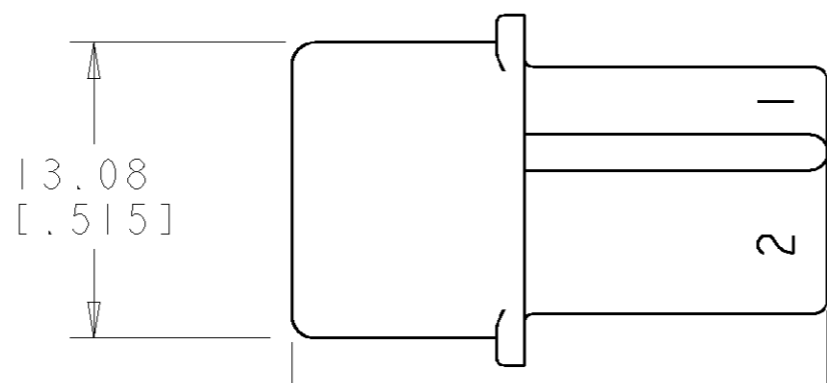
1

THIS DRAWING IS UNPUBLISHED. RELEASED FOR PUBLICATION 20
 © COPYRIGHT 20 BY TYCO ELECTRONICS CORPORATION. ALL RIGHTS RESERVED.

LOC	DIST	REVISIONS			
P	LTR	DESCRIPTION	DATE	DWN	APVD
CM	00	C	REVISED PER 0G3B-0341-02	15-APR-03	KW DC



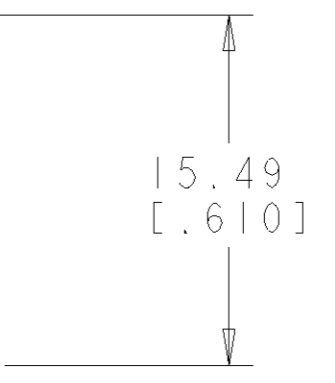
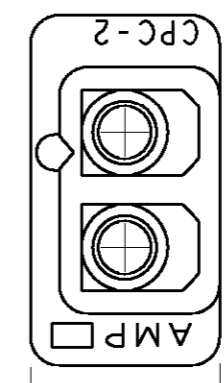
6.30-6.42
[.248-.253]



13.08
[.515]

10.92
[.430]

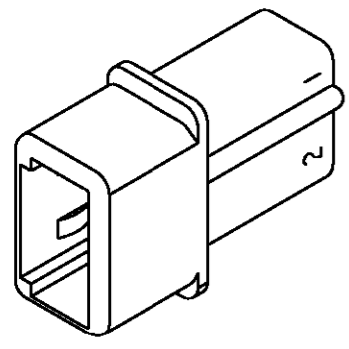
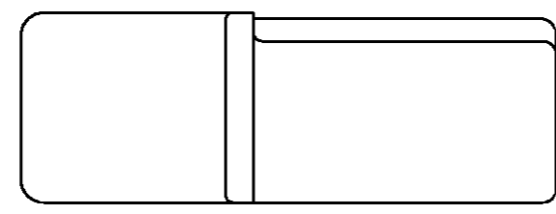
23.50-23.87
[.925-.940]



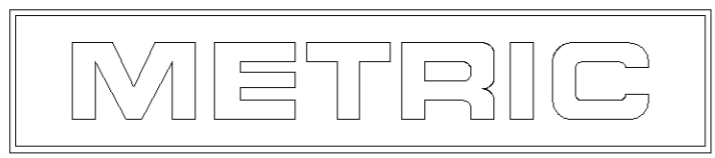
15.49
[.610]

8.26-8.38
[.325-.330]

1. MATES WITH HOUSING 480393.



SCALE 2:1



1-480498-1
PART NUMBER

<small>THIS DRAWING IS A CONTROLLED DOCUMENT FOR TYCO ELECTRONICS CORPORATION IT IS SUBJECT TO CHANGE AND THE CONTROLLING ENGINEERING ORGANIZATION SHOULD BE CONTACTED FOR THE LATEST REVISION.</small>		DWN 15-APR-2003 K. WHITAKER CHK 15-APR-2003 D. COLEY APVD 15-APR-2003 D. COLEY		tyco Tyco Electronics Electronics Harrisburg, PA 17105-3608	
DIMENSIONS: mm [INCHES]		TOLERANCES UNLESS OTHERWISE SPECIFIED:		NAME CAP, 2 CIRCUIT, COMMERCIAL MATE-N-LOK™	
		0 PLC ±- 1 PLC ±- 2 PLC ±0.13 [.005] 3 PLC ±- 4 PLC ±- ANGLES ±0°30'		PRODUCT SPEC - APPLICATION SPEC - WEIGHT -	
MATERIAL NYLON, UL94V-2, BLACK WEATHER RESISTANT		FINISH -		SIZE A3 CAGE CODE 00779 DRAWING NO C-480498 RESTRICTED TO -	
CUSTOMER DRAWING				SCALE 3:1 SHEET 1 OF 1 REV C	